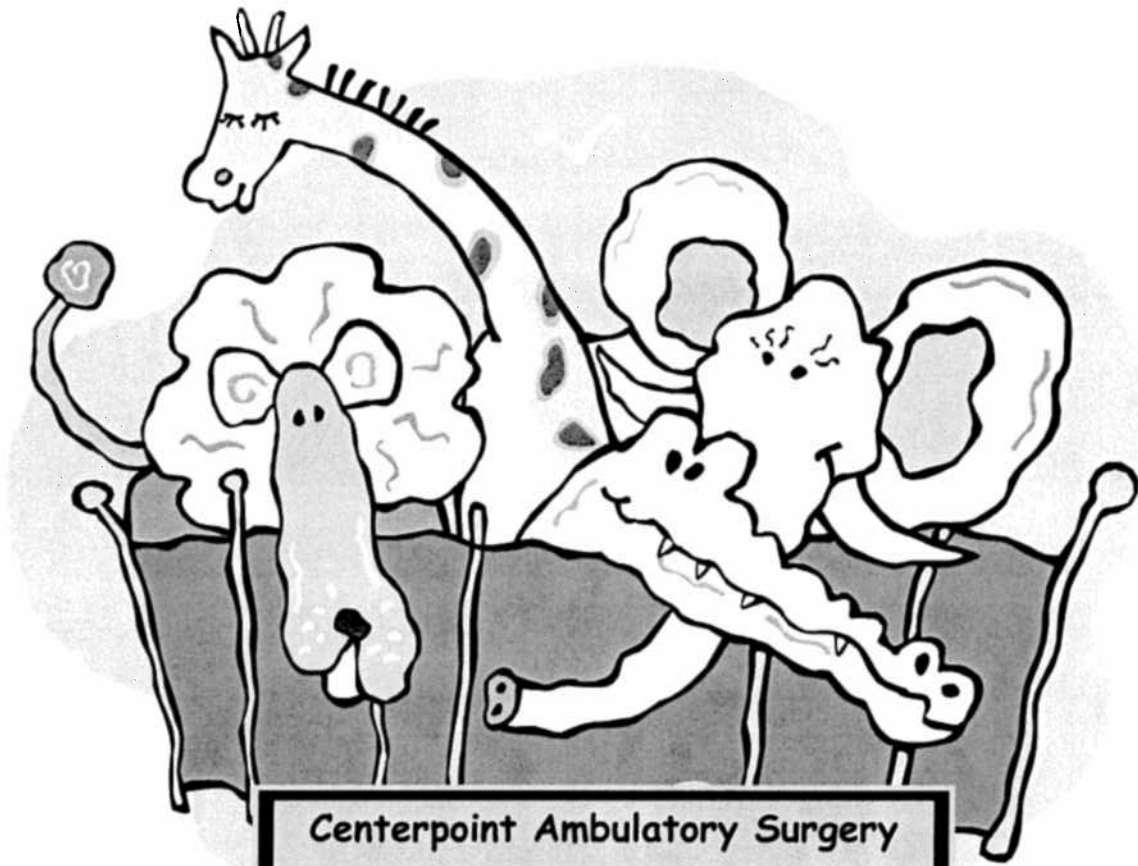


**Welcome to
Centerpoint Ambulatory Surgery
Center**



**Centerpoint Ambulatory Surgery
Center**

**15990 E. 39th St., Suite 100
Independence, MO 64057
816-478-2600**



Centerpoint

AMBULATORY SURGERY CENTER

HCA *Midwest* HEALTH SYSTEM[®]


Dear Family,

This coloring book is to provide information on what children can expect when they are having surgery at the surgery center. We want each child's experience at our facility to be positive. By providing general information at a child's level of understanding, most fears and anxieties can be decreased. Please read the information together with your child, this way you can explain specifics about the procedure to them and answer any questions or curiosities they may have.

Please ask your surgeon or the surgery center staff if you have any further questions.

Thank you for choosing Centerpoint Ambulatory Surgery Center to care for your child! ☺

Centerpoint Ambulatory Surgery Center staff welcomes you!



Hello




Welcome to Centerpoint Ambulatory Surgery Center. The doctors and nurses want to help you feel better. That's why you are here to have surgery.

Why are you having surgery?




Some girls and boys have sore throats that won't go away. Other kids have earaches and need teeny tiny tubes placed in their ears to help them quit hurting. There are many different reasons why kids have surgery. Why are you having surgery here today?

Getting Ready for Your Surgery



You can NOT eat or drink anything before you have surgery! But... when you wake up... ☺ ... the nurses will have apple juice and applesauce for you to drink and eat!! It is **VERY IMPORTANT** for you to **DRINK A LOT** after surgery to feel better faster!!



Before Surgery

You will get to wear a special bracelet with your name on it. This bracelet lets the nurses and doctors find your family easily.



Surgery Admission


Your family will help you change into a gown that looks funny. A nurse will check your temperature and blood pressure. The tiny cuff gives your arm a hug, it will feel snug but won't hurt.

Bring your favorite TOY or Blanket with you!!




Did you bring your special toy or blanket today? You bring it with you when you go explore the surgery room...how exciting!

Getting to Explore the Surgery Room



You will get to go with the nurse to the surgery room where you will get to have surgery.

Your Family will wait Right Here



Your family will be very close by in the waiting room. They will be so happy and very proud of you when you wake up from surgery.

Who are all the FUNNY people?



You will get to see lots of people wearing funny hats and masks. They are here to help your doctor when you have surgery.

WOW those lights are BRIGHT!



There will be lots of bright lights and giant machines that make a lot of different beeps and noises. You will get to smell a special mask. This mask helps you fall asleep.

WAKE UP SLEEPYHEAD!!! ☺




You may feel funny or dizzy when you wake up. Things you look at may seem blurry. There will be a very special nurse that will be there to take special care of you until you are awake enough and ready to see your family. Let your nurse know if anything feels sore or hurts, she can help you feel better with yummy medicine or ice chips.

You get to go HOME!!

Your nurse will tell you when you can go home. You can drink and eat applesauce or maybe even watch TV while you are waiting.

YOU DID IT!!!






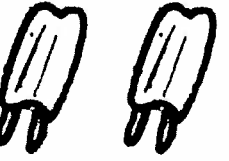
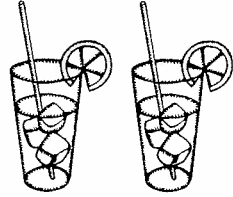

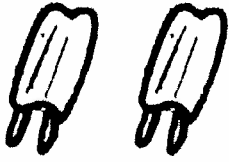
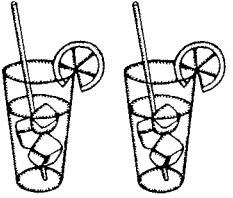

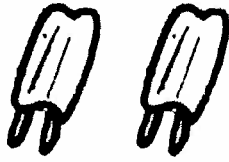
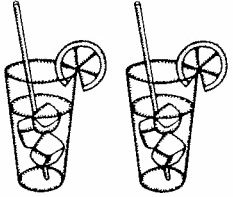

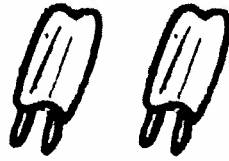
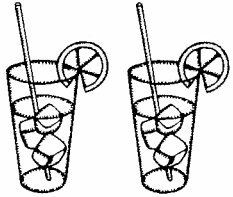

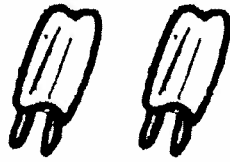
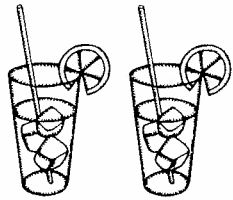
Remember, after your surgery, it is really important to drink all the liquids that you can. This will help you get better faster...so drink, drink, drink!!! ☺

Juice

Popsicles

Ice Cream

Jell-O



Here is your scorecard. Keep up with how much you drink and all the cold deserts you have eaten. Color each one as it goes down!